



|                                      |                                      |
|--------------------------------------|--------------------------------------|
| Name of the Company                  | : KIRLOSKAR ELECTRIC COMPANY LIMITED |
| Scrip Code                           | : 533193                             |
| Name of the Scrip, Class of Security | : KIRELECT, Equity                   |
| Quarter ended                        | : 31ST DECEMBER 2014                 |

SHAREHOLDING PATTERN IN COMPLIANCE WITH CLAUSE 35 OF THE LISTING AGREEMENT AS ON 31ST DECEMBER 2014

1(a) Statement showing Shareholding Pattern



| Partly paid-up shares :-   | No of partly paid-up shares  | As a % of total no. of partly paid-up shares              | As a % of total no. of shares of the Company   |
|--|------------------------------|---|--|
| Held by promoter/promoter group  | NIL                          | NA  | NA   |
| Held by Public   | NIL                          | NA  | NA   |
| Total(D)   | 0                            | 0   | 0  |
| Outstanding convertible securities :-  | No of outstanding securities | As a % of total no. of outstanding convertible securities | As a % of total no. of shares of the company, assuming full conversion of the convertible securities |
| Held by promoter/promoter group  | NIL                          | NA  | NA   |
| Held by Public   | NIL                          | NA  | NA   |
| Total(E)   | 0                            | 0   | 0  |
| Warrants :-  | No of warrants               | As a % of total no. of warrants                           | As a % of total no. of shares of the Company, assuming full  |
| Held by promoter/promoter group  | NIL                          | NA  | NA   |
| Held by Public   | NIL                          | NA  | NA   |
| Total(F)   | 0                            | 0   | 0  |
| <b>Total paid-up capital of the company, assuming full conversion of warrants and convertible securities (A+B+C)+(D+E+F)</b> | <b>50,521,367</b>            | <b>0</b>  | <b>100.00</b>  |



| Category Code | Category of shareholder   | Total Number of shareholders | Total number of shares | Number of shares held in dematerialized form | Total shareholding as a percentage of total number of shares |                            | Shares pledged or otherwise encumbered |                                     |
|---------------|---|------------------------------|------------------------|--|--|----------------------------|--|-------------------------------------|
|               |   |                              |                        |  | As a percentage of (A+B)1                                    | As a percentage of (A+B+C) | Number of shares                       | As a percentage (IX=(VIII)/(IV)*100 |
| (I)           | (II)  | (III)                        | (IV)                   | (V)  | (VI)   | (VII)                      | (VIII)                                 | (IX=(VIII)/(IV)*100                 |
| (A)           | <b>Shareholding of Promoter and Promoter Group[2]</b>                                   |                              |                        |  |  |                            |  |                                     |
| (1)           | <b>Indian</b>   |                              |                        |  |  |                            |  |                                     |
| (a)           | Individuals/ Hindu Undivided Family   | 4                            | 4,097,783              | 4,097,783                                    | 8.11   | 8.11                       | -                                      | -                                   |
| (b)           | Central Government/ State Government(s)   | -                            | -                      | -  | -  | -                          | -                                      | -                                   |
| (c)           | Bodies Corporate  | 8                            | 20,788,360             | 20,788,360                                   | 41.15  | 41.15                      | 0                                      | -                                   |
| (d)           | Financial Institutions/ Banks   | -                            | -                      | -  | -  | -                          | -                                      | -                                   |
| (e)           | Any Other (specify)   | -                            | -                      | -  | -  | -                          | -                                      | -                                   |
|               | <b>Sub-Total (A)(1)</b>   | <b>12</b>                    | <b>24886143</b>        | <b>24886143</b>                              | <b>49.26</b>   | <b>49.26</b>               | <b>0</b>                               | <b>-</b>                            |
| (2)           | <b>Foreign</b>  |                              |                        |  |  |                            |  |                                     |
| (a)           | Individuals (Non-Resident Individuals/ Foreign Individuals)                             | -                            | -                      | -  | -  | -                          | -                                      | -                                   |
| (b)           | Bodies Corporate  | -                            | -                      | -  | -  | -                          | -                                      | -                                   |
| (c)           | Institutions  | -                            | -                      | -  | -  | -                          | -                                      | -                                   |
| (d)           | Qualified Foreign Investor  | -                            | -                      | -  | -  | -                          | -                                      | -                                   |
| (e)           | Any Other (specify)   | -                            | -                      | -  | -  | -                          | -                                      | -                                   |
|               | <b>Sub-Total (A)(2)</b>   | <b>0</b>                     | <b>0</b>               | <b>0</b>                                     | <b>0.00</b>  | <b>0.00</b>                | <b>-</b>                               | <b>-</b>                            |
|               | <b>Total Shareholding of Promoter and Promoter Group (A)= (A)(1)+(A)(2)</b>             | <b>12</b>                    | <b>24,886,143</b>      | <b>24,886,143</b>                            | <b>49.26</b>   | <b>49.26</b>               | <b>-</b>                               | <b>0.00</b>                         |
| (B)           | <b>Public shareholding[3]</b>   |                              |                        |  |  |                            |  |                                     |
| (1)           | <b>Institutions</b>   |                              |                        |  |  |                            |  |                                     |
| (a)           | Mutual Funds/ UTI   | -                            | -                      | -  | -  | -                          | -                                      | -                                   |
| (b)           | Financial Institutions/ Banks   | 20                           | 802,525                | 691,361                                      | 1.59   | 1.59                       | -                                      | -                                   |
| (c)           | Central Government/ State Government(s)   | -                            | -                      | -  | -  | -                          | -                                      | -                                   |
| (d)           | Venture Capital Funds   | -                            | -                      | -  | -  | -                          | -                                      | -                                   |
| (e)           | Insurance Companies   | 4                            | 3,240,824              | 3,240,824                                    | 6.41   | 6.41                       | -                                      | -                                   |
| (f)           | Foreign Institutional Investors   | 2                            | 450                    | -  | 0.00   | 0.00                       | -                                      | -                                   |
| (g)           | Foreign Venture Capital Investors   | -                            | -                      | -  | -  | -                          | -                                      | -                                   |
| (h)           | Qualified Foreign Investor  | -                            | -                      | -  | -  | -                          | -                                      | -                                   |
| (i)           | Any Other (specify)   | -                            | -                      | -  | -  | -                          | -                                      | -                                   |
|               | <b>Sub-Total (B)(1)</b>   | <b>26</b>                    | <b>4,043,799</b>       | <b>3,932,185</b>                             | <b>8.00</b>  | <b>8.00</b>                | <b>-</b>                               | <b>-</b>                            |
| (2)           | <b>Non-institutions</b>   |                              |                        |  |  |                            |  |                                     |
| (a)           | Bodies Corporate  | 387                          | 4,006,390              | 3,846,557                                    | 7.93   | 7.93                       | -                                      | -                                   |
| (b)           | Individuals -   |                              |                        |  |  |                            |  |                                     |
|               | i. Individual shareholders holding nominal share capital up to Rs. 1 lakh.              | 36,210                       | 6,568,058              | 5,068,303                                    | 13.00  | 13.00                      | -                                      | -                                   |
|               | ii. Individual shareholders holding nominal share capital in excess of Rs. 1 lakh.      | 78                           | 2,417,188              | 2,405,816                                    | 4.78   | 4.78                       | -                                      | -                                   |
| (d)           | Qualified Foreign Investor  | -                            | -                      | -  | -  | -                          | -                                      | -                                   |
| (e)           | Any Other (specify)   | -                            | -                      | -  | -  | -                          | -                                      | -                                   |
|               | Trust   | 3                            | 6174936                | 58   | 12.22  | 12.22                      | -                                      | -                                   |
|               | NRI   | 394                          | 334183                 | 306846                                       | 0.66   | 0.66                       | -                                      | -                                   |
|               | Clearing Member   | 85                           | 194626                 | 194626                                       | 0.39   | 0.39                       | -                                      | -                                   |
|               | OCB   | 1                            | 1896044                | -  | 3.75   | 3.75                       | -                                      | -                                   |
|               | <b>Sub-Total (B)(2)</b>   | <b>37,158</b>                | <b>21,591,425</b>      | <b>11,822,206</b>                            | <b>42.74</b>   | <b>42.74</b>               | <b>-</b>                               | <b>-</b>                            |
|               | <b>Total Public Shareholding (B)= (B)(1)+(B)(2)</b>                                     | <b>37,184</b>                | <b>25,635,224</b>      | <b>15,754,391</b>                            | <b>50.74</b>   | <b>50.74</b>               | <b>-</b>                               | <b>-</b>                            |
|               | <b>TOTAL (A)+(B)</b>  | <b>37,196</b>                | <b>50,521,367</b>      | <b>40,640,534</b>                            | <b>100.00</b>  | <b>100.00</b>              | <b>0</b>                               | <b>0.00</b>                         |
| (C)           | <b>Shares held by Custodians and against which Depository Receipts have been issued</b> |                              |                        |  |  |                            |  |                                     |
| 1             | <b>Promoter and Promoter Group</b>  | -                            | -                      | -  | -  | -                          | -                                      | -                                   |
| 2             | <b>Public</b>   | -                            | -                      | -  | -  | -                          | -                                      | -                                   |
|               | <b>Sub-Total (C)</b>  | <b>-</b>                     | <b>-</b>               | <b>-</b>                                     | <b>-</b>   | <b>-</b>                   | <b>-</b>                               | <b>-</b>                            |
|               | <b>GRAND TOTAL (A)+(B)+(C)</b>  | <b>37,196</b>                | <b>50,521,367</b>      | <b>40,640,534</b>                            | <b>100.00</b>  | <b>100.00</b>              | <b>0</b>                               | <b>0.00</b>                         |

NOT APPLICABLE



NOT APPLICABLE



*[Handwritten signature]*

(i) (b) Statement showing holding of securities (including shares, warrants, convertible securities) of persons belonging to the category "Promoter and Promoter Group"

| Sr. No. | Name of the shareholder                                  | Details of Shares held |                                   |          | Encumbered shares (*)             |  |                         | Details of warrants                               |                                       | Details of convertible securities                               |          | Total shares (including underlying shares assuming full conversion of warrants and convertible securities) as a % of diluted share capital |
|---------|--|------------------------|-----------------------------------|----------|-----------------------------------|--|-------------------------|---|---------------------------------------|---|----------|--|
|         |  | No. of Shares held     | As a % of grand total (A)+(B)+(C) | No.      | As a percentage (V)=(V)/(III)*100 | As a % of grand total (A)+(B)+(C) of sub-clause (I)(a) | Number of warrants held | As a % total number of warrants of the same class | Number of convertible securities held | As a % total number of convertible securities of the same class |          |  |
|         |  |                        |                                   |          |                                   |  |                         |   |                                       |   | (III)    |  |
| 1.      | ABHIMAN TRADING COMPANY PRIVATE LTD                      | 5217063                | 10.33                             | 0        | 0.00                              | 0.00   | -                       | -   | -                                     | -   | -        | -  |
| 2.      | VIJAYJYOTHI INVESTMENTS AND AGENCIES PRIVATE LIMITED     | 4257682                | 8.43                              | 0        | 0.00                              | 0.00   | -                       | -   | -                                     | -   | -        | -  |
| 3.      | VJAY RAVINDRA KIRLOSKAR                                  | 3913269                | 7.75                              | 0        | 0.00                              | 0.00   | -                       | -   | -                                     | -   | -        | -  |
| 4.      | VJAY FARMS PRIVATE LIMITED                               | 3540807                | 7.01                              | 0        | 0.00                              | 0.00   | -                       | -   | -                                     | -   | -        | -  |
| 5.      | VJAYKIRTI INVESTMENTS AND AGENCIES PVT LTD               | 3064094                | 6.06                              | 0        | 0.00                              | 0.00   | -                       | -   | -                                     | -   | -        | -  |
| 6.      | SRI VIJAYADURGA INVESTMENTS AND AGENCIES PRIVATE LIMITED | 1774506                | 3.51                              | 0        | 0.00                              | 0.00   | -                       | -   | -                                     | -   | -        | -  |
| 7.      | VIMRAJ INVESTMENTS PVT LTD                               | 1606489                | 3.18                              | 0        | 0.00                              | 0.00   | -                       | -   | -                                     | -   | -        | -  |
| 8.      | KIRLOSKAR POWER EQUIPMENTS LTD                           | 1141225                | 2.26                              | 0        | 0.00                              | 0.00   | -                       | -   | -                                     | -   | -        | -  |
| 9.      | KIRLOSKAR BATTERIES PVT LIMITED                          | 186500                 | 0.37                              | 0        | 0.00                              | 0.00   | -                       | -   | -                                     | -   | -        | -  |
| 10.     | MEENA V KIRLOSKAR  | 97164                  | 0.19                              | 0        | 0.00                              | 0.00   | -                       | -   | -                                     | -   | -        | -  |
| 11.     | RUKMINI KIRLOSKAR  | 44900                  | 0.09                              | 0        | 0.00                              | 0.00   | -                       | -   | -                                     | -   | -        | -  |
| 12.     | JANAKI KIRLOSKAR   | 42450                  | 0.08                              | 0        | 0.00                              | 0.00   | -                       | -   | -                                     | -   | -        | -  |
|         | <b>Total</b>   | <b>24886143</b>        | <b>49.26</b>                      | <b>0</b> | <b>0.00</b>                       | <b>0.00</b>  | <b>-</b>                | <b>-</b>  | <b>-</b>                              | <b>-</b>  | <b>-</b> | <b>-</b>   |



(l)(c) (i) Statement showing holding of securities (including shares, warrants, convertible securities) of persons belonging to the category "Public" and holding more than 1% of the total number of shares

| Sr. No. | Name of the shareholder                 | Number of shares held | Shares as a percentage of total number of shares (i.e., Grand Total (A)+(B)+(C) indicated in Statement at para (l)(a) above) | Details of warrants     |   | Details of convertible securities     |  | Total shares (including underlying shares assuming full conversion of warrants and convertible securities) as a % of diluted share capital |
|---------|---|-----------------------|--|-------------------------|---|---------------------------------------|--|--|
|         |   |                       |  | Number of warrants held | As a % total number of warrants of the same class | Number of convertible securities held | % w.e.t total number of convertible securities of the same class |  |
| 1.      | KECL INVESTMENT TRUST                   | 5154878               | 10.20  | -                       | -   | -                                     | -  | -  |
| 2.      | LIFE INSURANCE CORPORATION OF INDIA     | 2576571               | 5.10   | -                       | -   | -                                     | -  | -  |
| 3.      | M/S. HAWKER SIDDELEY MANAGEMENT LTD.,   | 1896044               | 3.75   | -                       | -   | -                                     | -  | -  |
| 4.      | KECL INVESTMENT TRUST                   | 1020000               | 2.02   | -                       | -   | -                                     | -  | -  |
| 5.      | JM FINANCIAL SERVICES LIMITED           | 927000                | 1.83   | -                       | -   | -                                     | -  | -  |
| 6.      | THE NEW INDIA ASSURANCE COMPANY LIMITED | 506412                | 1.00   | -                       | -   | -                                     | -  | -  |
|         | <b>Total</b>                            | <b>12080905</b>       | <b>23.91</b>   | -                       | -   | -                                     | -  | -  |

(l)(c) (ii) Statement showing holding of securities (including shares, warrants, convertible securities) of persons (together with PAC) belonging to the category "Public" and holding more than 5% of the total number of shares of the company

| Sr. No. | Name(s) of the shareholder(s) and the Persons Acting in Concert (PAC) with them | Number of shares | Shares as a percentage of total number of shares (i.e., Grand Total (A)+(B)+(C) indicated in Statement at para (l)(a) above) | Details of warrants |   | Details of convertible securities     |  | Total shares (including underlying shares assuming full conversion of warrants and convertible securities) as a % of diluted share capital |
|---------|---|------------------|--|---------------------|---|---------------------------------------|--|--|
|         |   |                  |  | Number of warrants  | As a % total number of warrants of the same class | Number of convertible securities held | % w.e.t total number of convertible securities of the same class |  |
| 1.      | KECL INVESTMENT TRUST   | 5154878          | 10.20  | -                   | -   | -                                     | -  | -  |
| 2.      | LIFE INSURANCE CORPORATION OF INDIA   | 2576571          | 5.10   | -                   | -   | -                                     | -  | -  |
|         | <b>Total</b>  | <b>7731449</b>   | <b>15.30</b>   | -                   | -   | -                                     | -  | -  |



(I)(d) Statement showing details of locked-in shares

| Sr. No. | Name of the shareholder | Number of locked-in shares | Locked-in shares as a percentage of total number of shares {i.e., Grand Total (A)+(B)+(C) indicated in Statement at para (I)(a) above} | Promoter / Promoter Group / Public |
|---------|-------------------------|----------------------------|--|------------------------------------|
|         | NIL                     | NIL                        | NIL  | NIL                                |

(II)(a) Statement showing details of Depository Receipts (DRs)

| Sr. No. | Type of outstanding DR (ADRs, GDRs, SDRs, etc.) | Number of outstanding DRs | Number of shares underlying outstanding DRs | Shares underlying outstanding DRs as a percentage of total number of shares {i.e., Grand Total (A)+(B)+(C) indicated in Statement at para (I)(a) above} |
|---------|---|---------------------------|---|---|
|         | NIL   | NIL                       | NIL   | NIL   |

(II)(b) Statement showing Holding of Depository Receipts (DRs), where underlying shares held by 'promoter / promoter group' are in excess of 1% of the total number of shares

| Sr. No. | Name of the DR Holder | Type of outstanding DR (ADRs, GDRs, SDRs, etc.) | Number of shares underlying outstanding DRs | Shares underlying outstanding DRs as a percentage of total number of shares {i.e., Grand Total (A)+(B)+(C) indicated in Statement at para (I)(a) above} |
|---------|-----------------------|---|---|---|
|         | NIL                   | NIL   | NIL   | NIL   |

